




		06		07		08		09		10		11		12		13		14		15		16		17		18		19		20		21		22		23				
		00	30	00	30	00	30	00	30	00	30	00	30	00	30	00	30	00	30	00	30	00	30	00	30	00	30	00	30	00	30	00	30	00	30	00	30			
		RWY A+B																																		RWY A				
D1	A																																							
	D																																							
D2	A																																							
	D																																							
D3	A																																							
	D																																							
D4	A																																							
	D																																							
D5	A																																							
	D																																							
D6	A																																							
	D																																							
D7	A																																							
	D																																							

Full 
 Close to full 
 Available 

weekly capacity (MAX : 6,500)	5,772
----------------------------------	-------

*When weekly capacity on the left column is **full (red colored)**, any new requests cannot be accommodated at any time.

*This NAC chart is only available for the slot holders which are accommodated within weekly capacity.

//STRICTLY CONFIDENTIAL//

For airlines: use of confidential information should be limited within/between authorized airlines only.
 For Airports: use of confidential information should be limited within each company.