

# Asia/Pacific Airport Coordinators Association (APACA)

## Agenda Item 6

Schedule Optimization Meeting (SOM) by EUACA

6th APACA meeting  
20 June, 2013  
Copenhagen, Denmark

# Outline of Schedule Optimization Meeting (1)

## Definition

Schedule Optimization Meetings (SOM) is a regional slot conference organized by EUACA (European Airport Coordinators Association).

SOM will not replace the twice yearly Schedules Conference, however, they offer all airlines the opportunity to improve their schedules, return unwanted slots, and exchange slots with other airlines.

## Objectives

The purpose of this voluntary assembly of airlines, Coordinators and Schedules Facilitators is to provide a forum for the exchange, optimization and allocation of slots and for the reaching of consensus on the schedule adjustments necessary to conform to airport capacity limitations.

The SOM is not a forum for discussions or agreements involving the allocation of aircraft capacity, pooling operations, division of markets, or any other commercial arrangements relating to pricing, market entry, or aircraft capacity.

## Outline of Schedule Optimization Meeting (2)

### General Principles

1. No carrier must be disadvantaged by not attending such meetings.
2. There will be no obligation on airlines, Coordinators or Schedules Facilitators to attend these meetings.
3. All Coordinators attending these meetings will maintain a permanently updated list of outstanding requests.
4. Schedule improvements and new slot allocations made with slots released during the SOM will be in accordance with the priorities of all outstanding requests.
5. New slots may be allocated at the SOM, in accordance with the list of outstanding requests, which has priority over completely new slot requests.
6. The normal coordination process for the current season at each Coordinators/ Schedules Facilitator's office will continue during the SOM.
7. Local slot swap meetings can be held at any time throughout the year.
8. The highest standards of transparency should be observed with slot swap lists available to all carriers, whether they attend the SOM or not.

# Airport Participants of Schedule Optimization Meeting

Country	Airports
Austria	GRZ, INN, KLU, LNZ, SZG, VIE
Belgium	BRU
Bulgaria	SOF
Croatia	SPU
Cyprus	LCA, PFO
Czech Republic	PRG
Denmark	BLL, CPH
France	CDG, LYS, NCE, ORY
Germany	BRE, CGN, DRS, DUS, ERF, FMO, FRA, HAJ, HAM, LEJ, MUC, NUE, SCN, STR, SXF, TXL
Greece	HER, CHQ, CFU, RHO, KGS, SKG, ZTH, EFL, JTR, JMK
Hungary	BUD
Italy	BGY, BLQ, CAG, CIA, CTA, FCO, FLR, LIN, LMP, MXP, NAP, PMO, PNL, PSA, TRN, VCE, VRN

Country	Airports
Iceland	KEF
Ireland	DUB, ORK, SNN
Norway	OSL, BGO, SVG, KKN, TRD, TOS, BOO, AES, HAU, KRS
Netherlands	AMS, EIN, RTM
Portugal	FAO, FNC, LIS, OPO, PDL
Spain	ACE, AGP, ALC, BCN, BIO, BJZ, EAS, FUE, GRO, GRX, IBZ, LCG, LEI, LPA, MAD, MAH, MJV, MLN, ODB, OVD, PMI, PNA, REU, SCQ, SDR, SLM, SPC, SVQ, TFN, TFS, VDE, VGO, VIT, VLC, VLL, XRY, QSA
Sweden	ARN, BMA, GOT, MMX, UME, RNB, VBY, OSD, UME, LLA, KRN
Switzerland	ZRH, GVA
UK	ABZ, BHX, BFS, BHD, BOH, BRS, CWL, DSA, EDI, EMA, GLA, JER, LBA, LCY, LPL, LHR, LGW, LTN, MAN, MME, NCL, STN, SOU

21 Countries,  
157 Airports

# Airline Participants of Schedule Optimization Meeting (1)

Airline	Code	Airline	Code	Airline	Code
AIGLE AZUR	ZI	BH AIR		JET2.COM	LS
AMERICAN AIRLINES	AA	AIR MEDITERRANEE	ML	EASYJET	U2
AIR CONTRACTORS	AG	BLUE PANORAMA AIRLINES S.P.A.	BV	FEDEX	FX
AIRBRIDGE CARGO AIRLINES	RU	BRITAIR	DB	EUROPE AIRPOST	5O
ADRIA AIRWAYS	JP	CHINA EASTERN AIRLINES	MU	GERMANWINGS	4U
AIR EUROPA	UX	BA CITYFLYER	CJ	XL AIRWAYS GERMANY	X4
AIR FRANCE	AF	CONDOR FLUGDIENST GMBH	DE	HAMBURG AIRWAYS	HK
AUSTRIAN AIRLINES	OS	CORSAIR	SS	IBERIA	IB
UKRAINE INTERNATIONAL AIRLINES/PS	PS	CZECH AIRLINES	OK	MERIDIANA FLY	IG
US AIRWAYS	US	CUBANA DE AVIACION	CU	ORBEST	TY
ALITALIA	AZ	AIR ALGÉRIE	AH	JETAIRFLY	TB
BRITISH AIRWAYS	BA	DELTA AIR LINES	DL	KLM	KL
EUROPEAN AIR TRANSPORT DHL	QY	DEUTSCHE LUFTHANSA		NOUVELAIR TUNISIE	BJ
FLYBE	BE	FLYNONSTOP	J7	LUXAIR S.A.	LG
BRUSSELS AIRLINES	SN	DARWIN AIRLINE	F7	AIR ARABIA MAROC	3O
AIR BERLIN	AB	AER LINGUS	EI	MONARCH AIRLINES	ZB

# Airline Participants of Schedule Optimization Meeting (2)

Airline	Code
NORWEGIAN	DY
NEOS SPA	NO
REGIONAL	YS
SAS	SK
SWISS INTERNATIONAL AIR LINES	LX
SWIFTAIR	7J
SUNEXPRESS	XQ
SYPHAX AIRLINES	FS
TAM AIRLINES	JJ
TAP AIR PORTUGAL	TP
TUNISAIR	TU
TNT AIRWAYS	3V
TACV CABO VERDE AIRLINES	VR
THOMAS COOK AIRLINES	HQ
THOMAS COOK AIRLINES LTD	MT
TUI AIRLINES NEDERLAND	OR

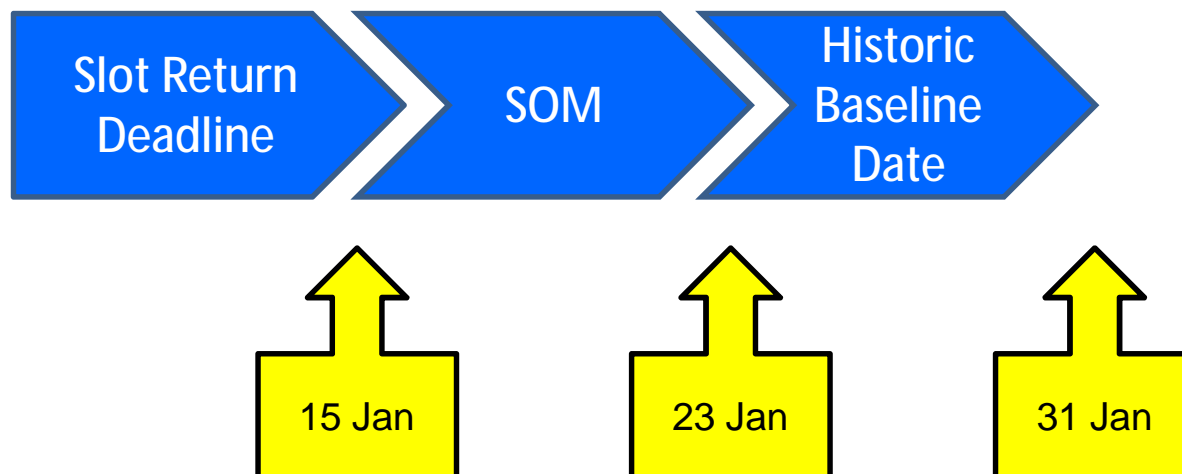
Airline	Code
TURKISH AIRLINES	TK
THOMSON AIRWAYS	BY
TRANSVIA AIRLINES	HV
AIR TRANSAT	TS
JSC "TRANSAERO AIRLINES"	UN
TUIFLY GMBH	X3
TRANSVIA FRANCE	TO
TRAVEL SERVICE	QS
AIR VIA	VL
VUELING AIRLINES	VY
WIZZ AIR	W6
XL AIRWAYS FRANCE	SE

76 Airlines

# Timing of Schedule Optimization Meeting (SOM)

The SOM represents a further opportunity for you to try to solve your slot problems on several busy European airports in one place after the industry slot return deadline (15 Jan). Make sure that you return all slots you no longer require before that date.

Registration & Appointment:	22 Jan (Tue) 2013	15:00 - 17:30 LT
SOM Day 1 Appointments:	23 Jan (Wed) 2013	08:30 - 09:00 LT
SOM Day1 Working Hours:	23 Jan (Wed) 2013	09:00 - 17:30 LT
SOM Day 2 Working Hours:	24 Jan (Thu) 2013	08:30 - 13:00 LT



Location of the venue:

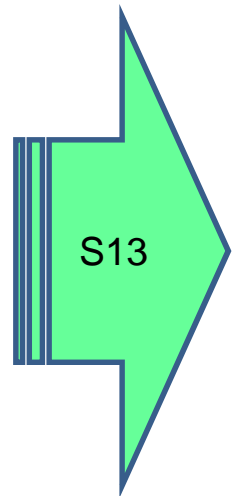
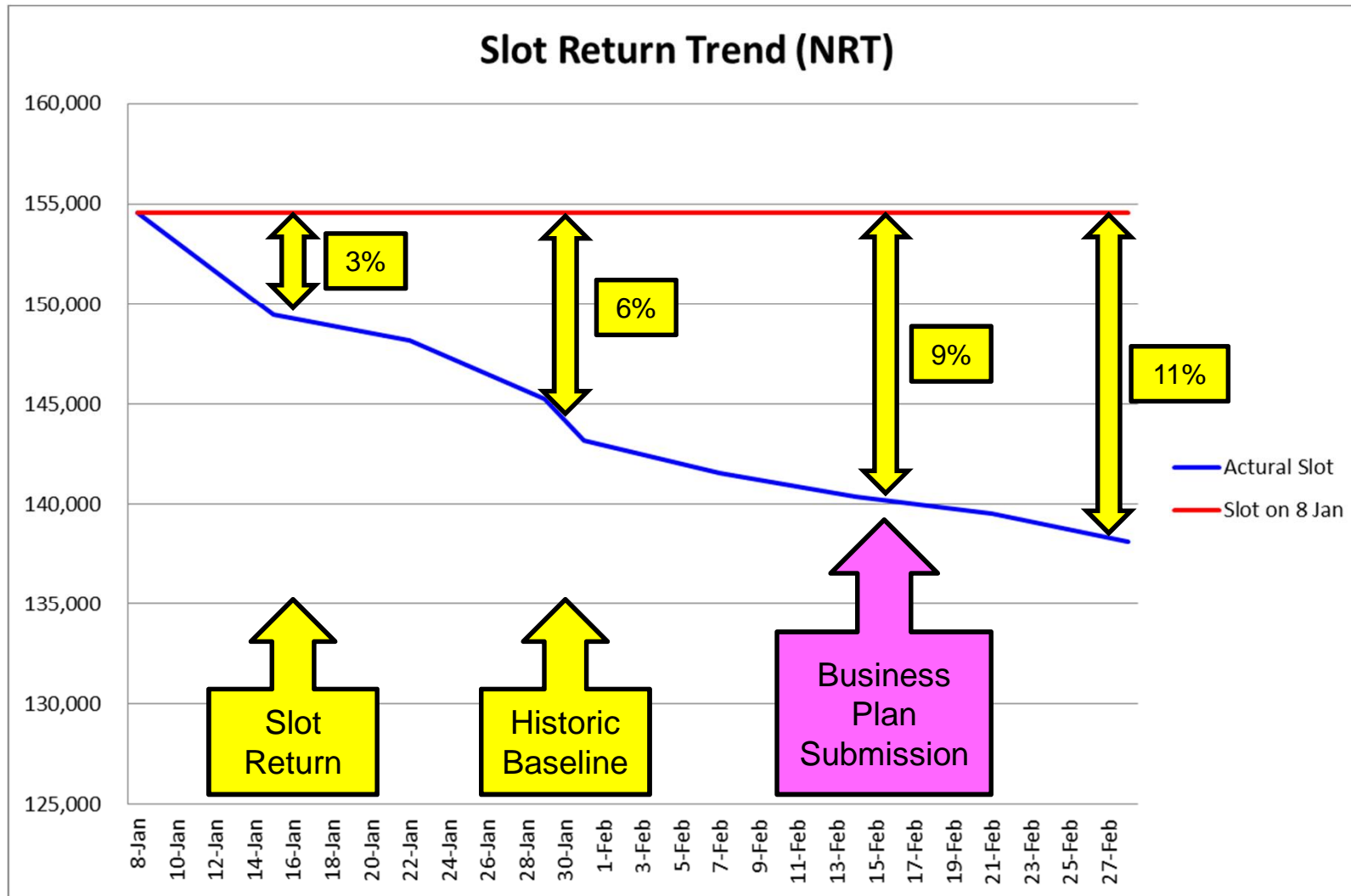
Paris Orly Airport,  
South Terminal, 4th floor

# Slot Return Trend in Japan (NRT)

January

February

March



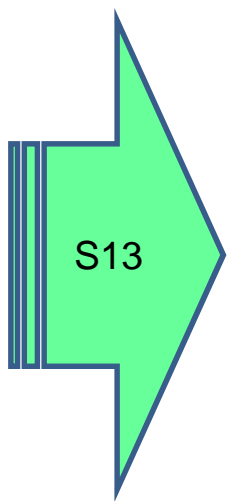
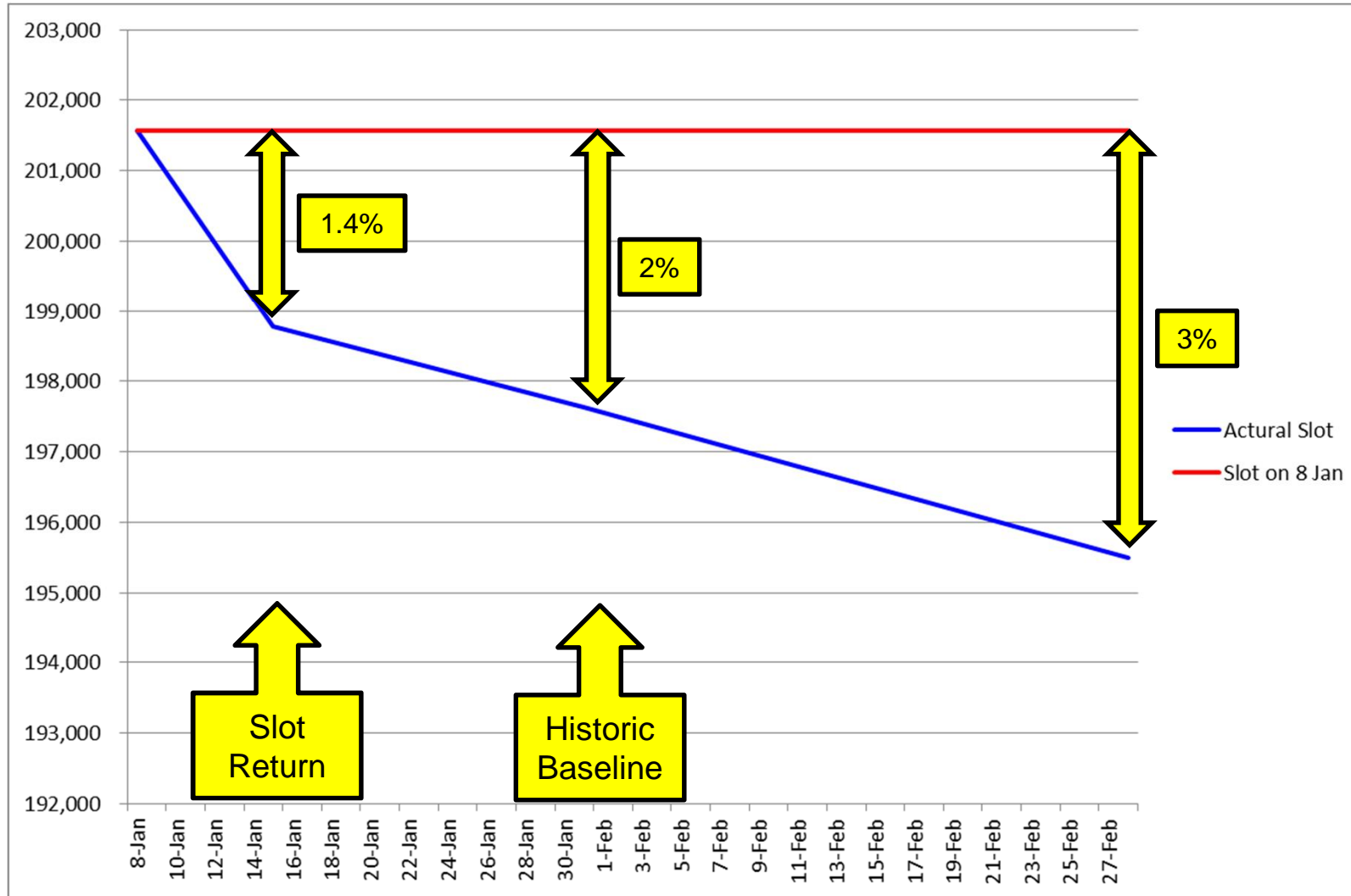


# Slot Return Trend in Australia (SYD)

January

February

March

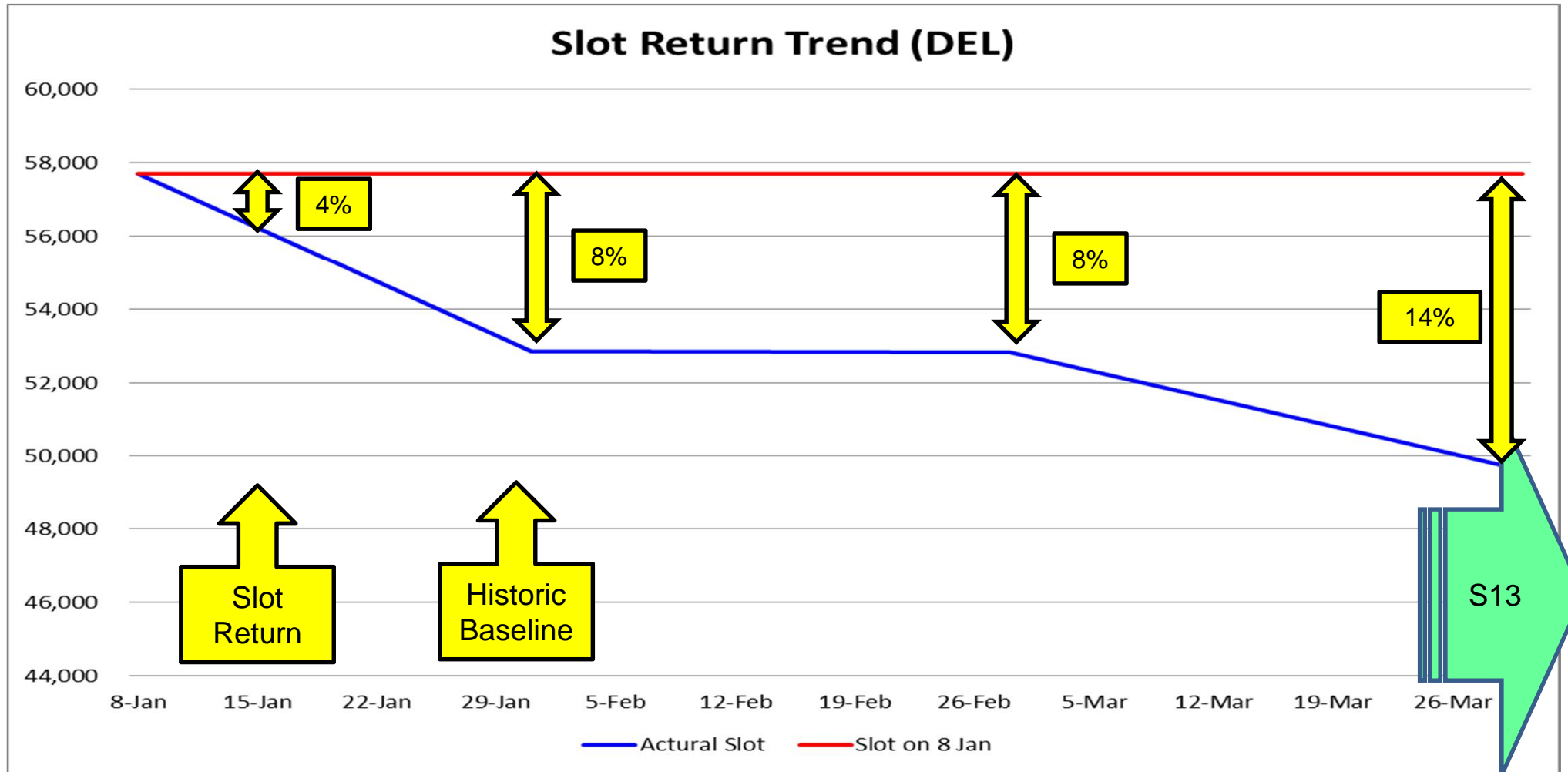


# Slot Return Trend in India (DEL)

January

February

March

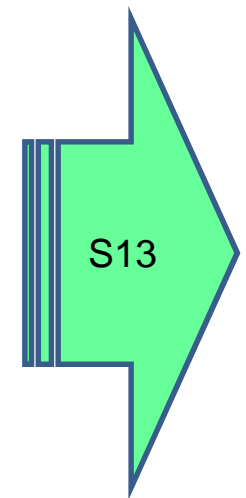
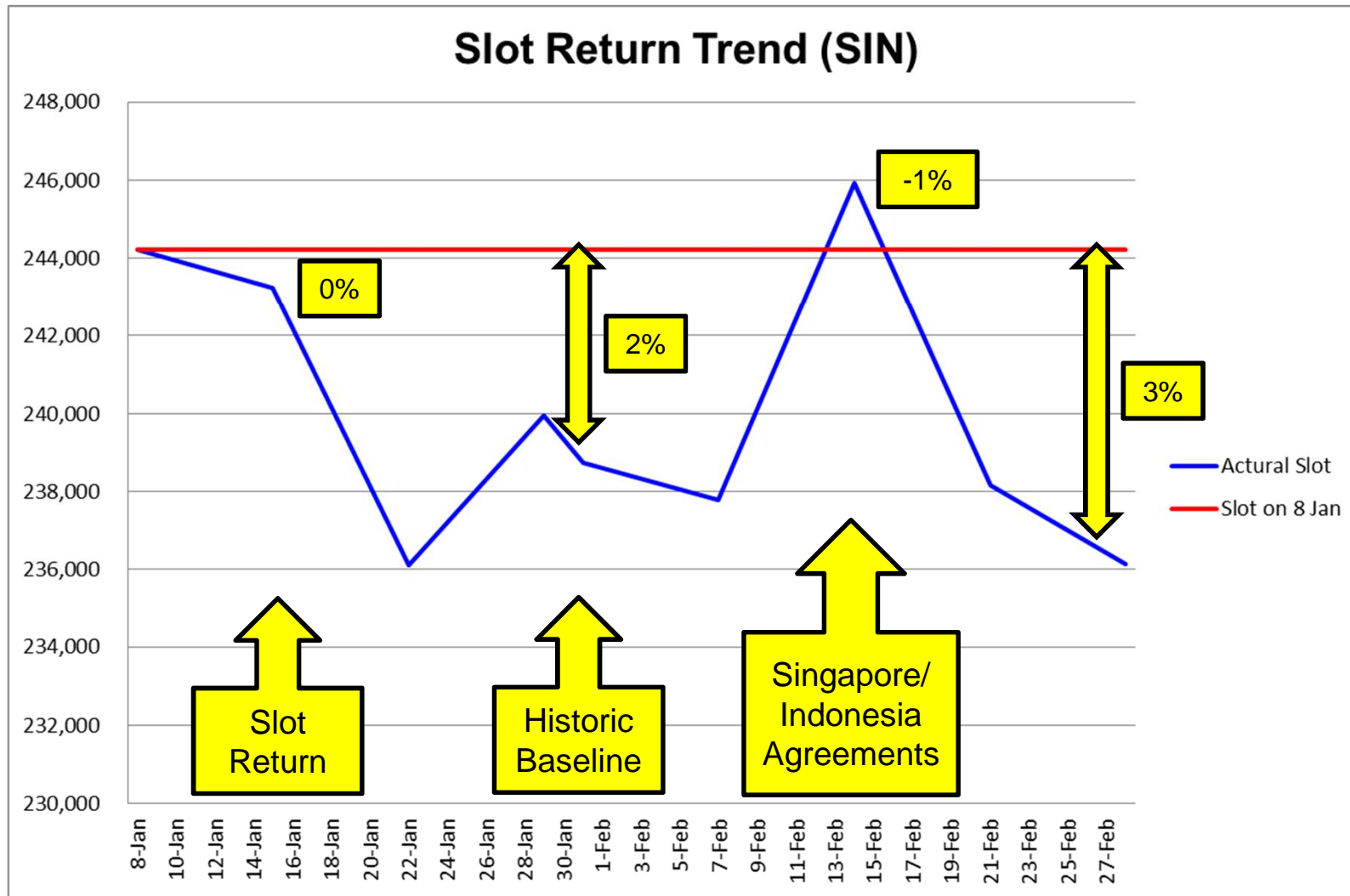


# Slot Return Trend in Singapore (SIN)

January

February

March

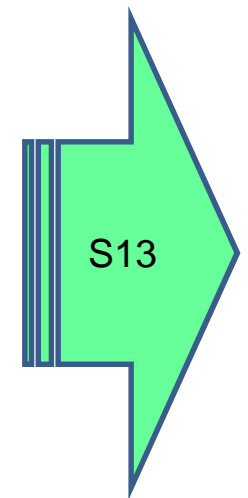
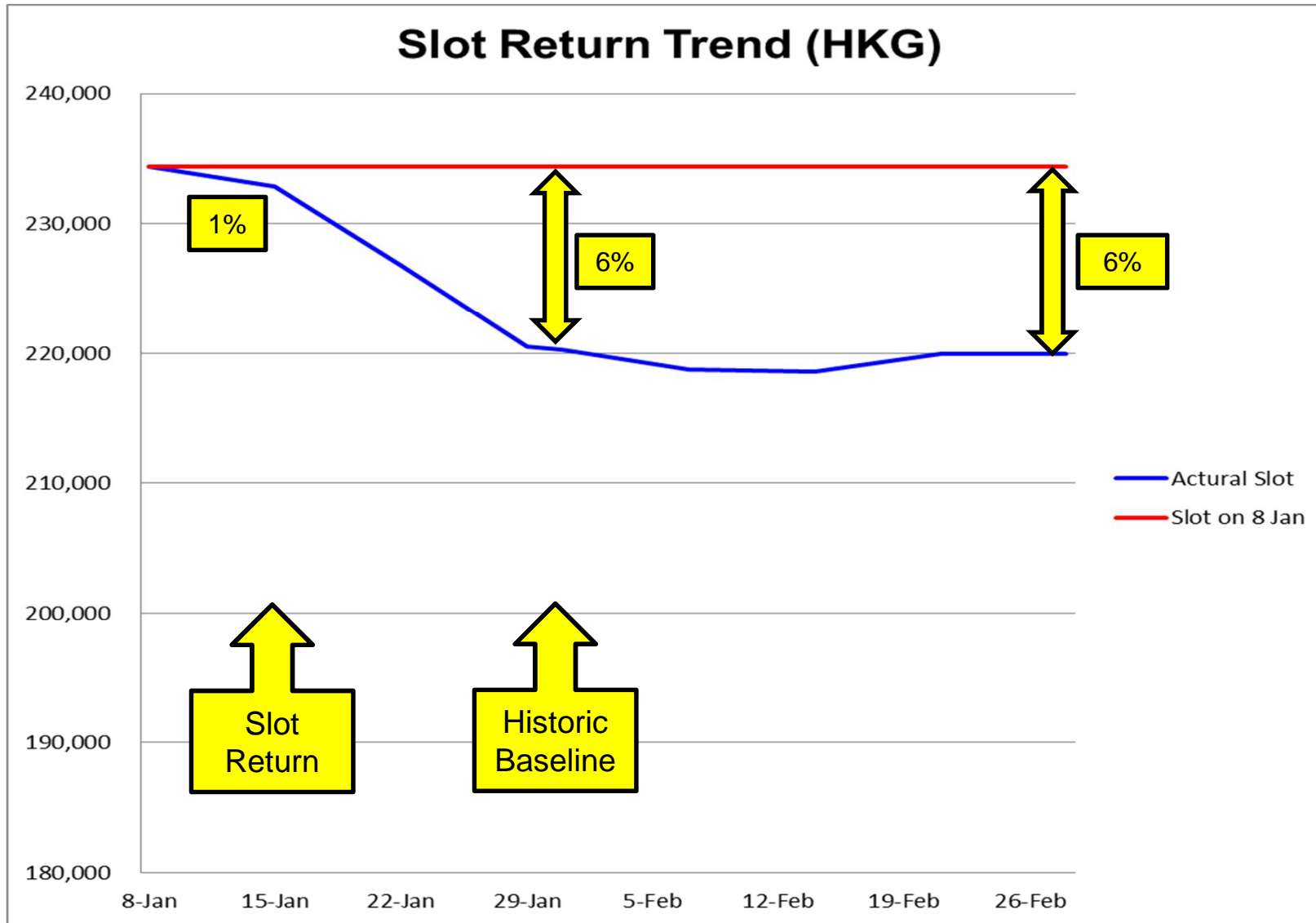


# Slot Return Trend in Hong Kong (HKG)

January

February

March



## Schedule Optimization Meeting (SOM) in Asia/Pacific (1)

<b>Airport</b>	<b>Slot Return Deadline (1/15)</b>	<b>Historic Baseline (1/30)</b>	<b>End of February (2/28)</b>	<b>End of March (3/28)</b>
Narita (NRT)	3%	6%	11%	-
Sydney (SYD)	1.4%	2%	3%	-
Delhi (DEL)	4%	8%	8%	14%
Singapore (SIN)	0%	2%	3%	-
Hong Kong (HKG)	1%	6%	6%	-
<b>Average</b>	<b>1.9%</b>	<b>4.8%</b>	<b>6.2%</b>	<b>-</b>

## Schedule Optimization Meeting (SOM) in Asia/Pacific (2)

1. Is there any need to organize the similar meeting like SOM in Asia/Pacific?
  - ① Coordinators and facilitators' opinion?
  - ② Airlines' opinion?
  
2. If there is a need in Asia/Pacific, then following questions have to be answered.
  - ① Who is going to organize the meeting?
  - ② How to finance the meeting?
  - ③ Where should it be held?