




S23 NRT NAC CHART

2023/09/01

		06		07		08		09		10		11		12		13		14		15		16		17		18		19		20		21		22		23				
		00	30	00	30	00	30	00	30	00	30	00	30	00	30	00	30	00	30	00	30	00	30	00	30	00	30	00	30	00	30	00	30	00	30	00	30			
		RWY A+B																																RWY A						
D1	A																																							
	D																																							
D2	A																																							
	D																																							
D3	A																																							
	D																																							
D4	A																																							
	D																																							
D5	A																																							
	D																																							
D6	A																																							
	D																																							
D7	A																																							
	D																																							

Full   
 Close to full   
 Available 

weekly capacity (MAX : 6,500)	5,918
----------------------------------	-------

\*When weekly capacity on the left column is **full** (red colored), any new requests cannot be accomodated at any time.  
 \*This NAC chart is only available for the slot holders which are accomodated within weekly capacity.  
 \*Please note that the NAC charts are an indication of availability at a point in time. For the actual availability, please send SAQ/SCR/SMA, indicating specific week/period you wish to operate.

**//STRICTLY CONFIDENTIAL//**  
**For airlines: use of confidential information should be limited within/between authorized airlines only.**  
**For Airports: use of confidential information should be limited within each company.**