

Slot Coordination Thailand (Thailand)



Head Coordinator	
Name	Vichit Saralamba
Title	Slot Coordinator, Slot Coordination Thailand
Affiliation	International Scheduled Services Branch Department of Civil Aviation
Address	71 Tungmahamek, Sathorn, Bnagkok 10120
TEL	662 286 8152
FAX	662 287 3139
E-mail	vichit@aviation.go.th

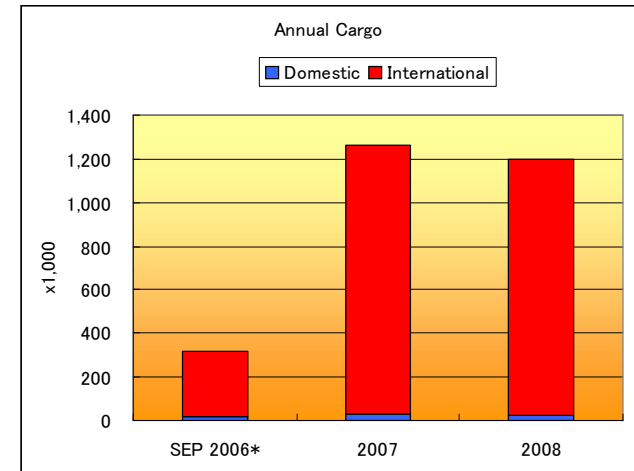
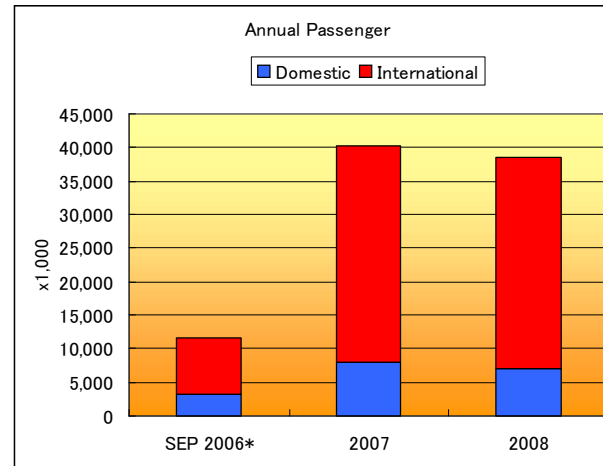
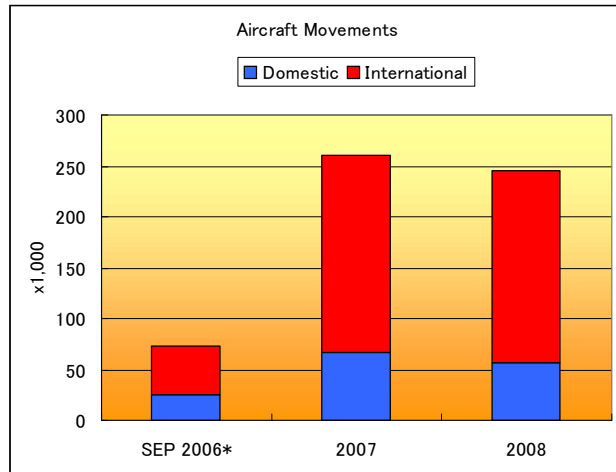
	Airport Name	Code	TTY	E-mail	Web Site
Level 3	Suvarnabhumi	BKK	HDQYYTG, HDQYOTG	coordination@slotthai.com	
	Chiang Mai	CNX	HDQYYTG, HDQYOTG	coordination@slotthai.com	
	Phuket	HKT	HDQYYTG, HDQYOTG	coordination@slotthai.com	
Level 2	Don Mueang	DMK	HDQYYTG, HDQYOTG	coordination@slotthai.com	
	Hat Yai	HDY	HDQYYTG, HDQYOTG	coordination@slotthai.com	
	Utapao	UTP	HDQYYTG, HDQYOTG	coordination@slotthai.com	

Suvarnabhumi International Airport (Thailand)



Airport Name	Suvarnabhumi International Airport (IATA: BKK, ICAO: VTBS)		
Airport Location	25km east of city center (Bangkok)		
Airport Coordinate	13 40.52N 100 44.50E		
Runways	A runway	01R/19L	4,000m (13,123ft)
	B runway	01L/19R	3,700m (12,139ft)
Passenger Terminal Domestic and International	Maximum Passenger Capacity/hour Domestic : ARR 2,430 / DEP 2,500 International: ARR 5,400/DEP 6,200		563,000m ² (6,060,000 sq ft) 51 aerobridges
Airport Parking	120 parking spots	Contact Gates : 51	
		Remote Gates : 69	

Suvarnabhumi International Airport (Thailand)



		SEP 2006*	2007	2008
Aircraft Movements (Thousand)	Domestic	25	67	57
	International	49	194	189
	Total	74	261	246
Annual Passenger (Thousand)	Domestic	3,217	7,910	6,996
	International	8,435	32,300	31,608
	Total	11,653	40,210	38,604
Annual Cargo (Thousand)	Domestic	16	32	23
	International	302	1,230	1,177
	Total	318	1,261	1,200

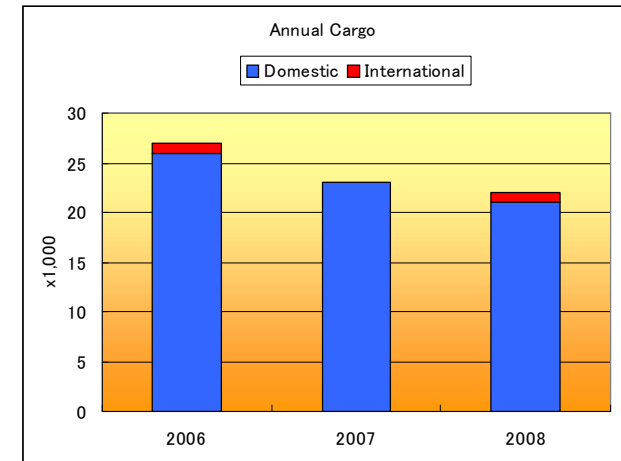
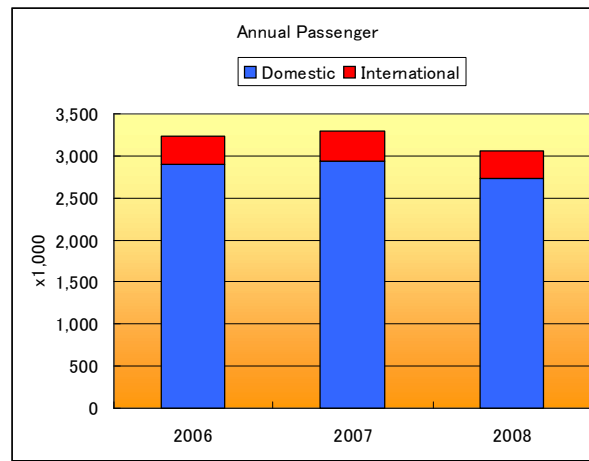
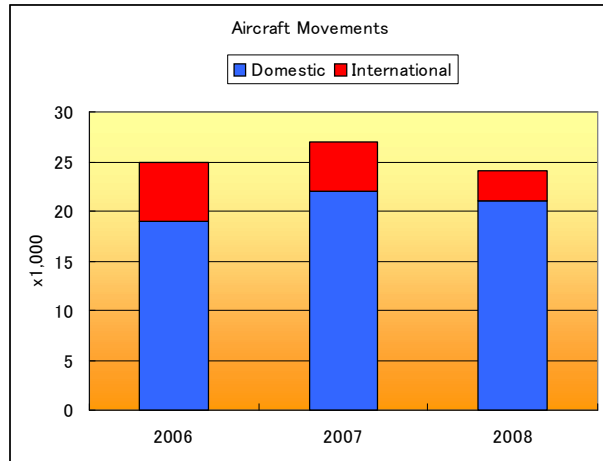
* Remark: Suvarnabhumi International Airport is officially opened in September 2006

Chiang Mai International Airport (Thailand)




Airport Name	Chiang Mai International Airport (IATA: CNX, ICAO: VTCC)		
Airport Location	4 km south west of city center		
Airport Coordinate	18 46.00N 98 57.45E		
Runways	A runway	18/36	3,100m (10,171ft)
Passenger Terminal Domestic and International	Maximum Passenger Capacity/hour Domestic : ARR 1,020 / DEP 1,150 International : ARR 500 / DEP 500		5 aerobridges
Airport Parking	16 parking bays	Contact gates : 2	
		Remote gates : 14	
Accommodation Capacity	24 flights per hours	Service Time : 06:00 a.m. – 11:30 p.m.	

Chiang Mai International Airport (Thailand)



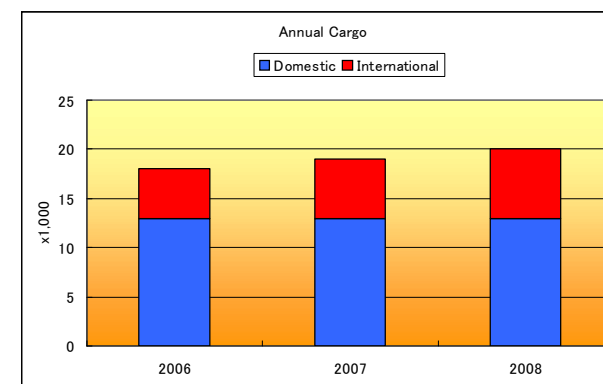
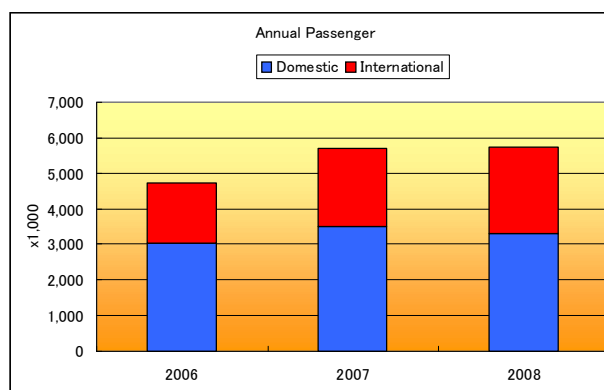
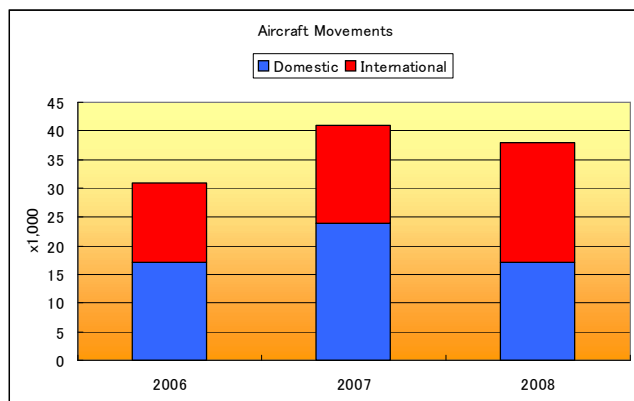
		2006	2007	2008
Aircraft Movement (Thousand)	Domestic	19	22	21
	International	6	5	3
	Total	25	27	24
Annual Passenger (Thousand)	Domestic	2,894	2,933	2,739
	International	342	358	324
	Total	3,236	3,291	3,063
Annual Cargo (Thousand)	Domestic	26	23	21
	International	1	-	1
	Total	27	23	22

Phuket International Airport (Thailand)




Airport Name	Phuket International Airport (IATA: HKT, ICAO: VTSP)		
Airport Location	32km north of Phuket city		
Airport Coordinate	08 06.48N 098 19.01E		
Runways	A runway	09/27	3,000m (9,843ft)
Passenger Terminal	Maximum Passenger Capacity / hour	Domestic ARR 1,293 / DEP 800 International ARR 1,130 / DEP 2,060	
	Maximum Passenger flow through Immigration	ARR 900 DEP 1000	
Airport Parking	23 Parking bays (94,800 m ²)	Contact Gates : 7	
		Remote Gates : 16	
Accommodation Capacity	20 flights per hour	Service time : 24 hrs	

Phuket International Airport (Thailand)



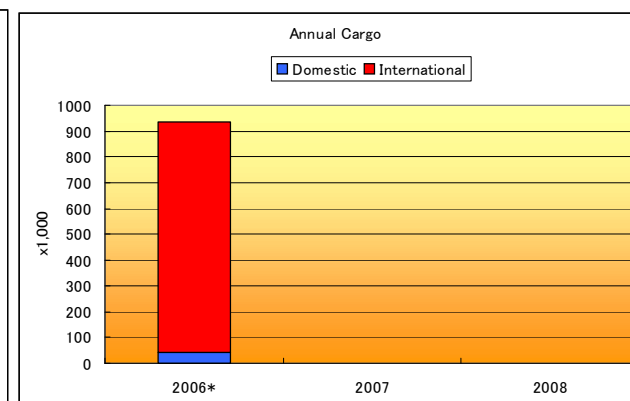
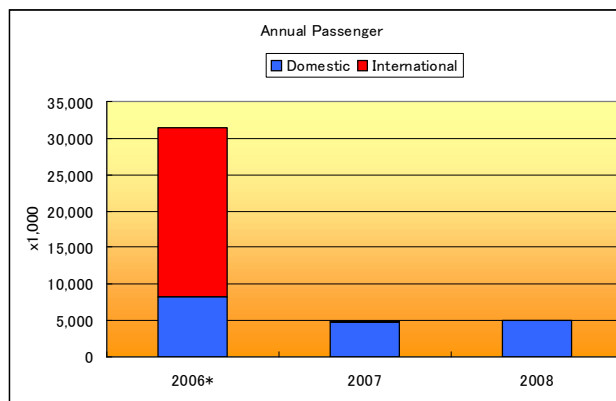
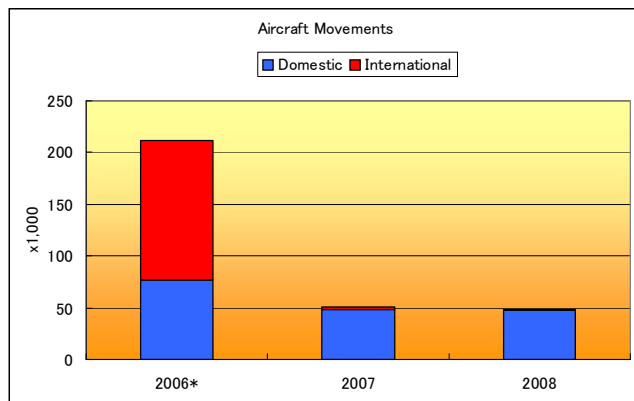
		2006	2007	2008
Aircraft Movements (Thousand)	Domestic	17	24	17
	International	14	17	21
	Total	31	41	38
Annual Passenger (Thousand)	Domestic	3,033	3,514	3,321
	International	1,678	2,190	2,409
	Total	4,711	5,704	5,731
Annual Cargo (Thousand)	Domestic	13	13	13
	International	5	6	7
	Total	18	20	19

Don Mueang International Airport (Thailand)



Airport Name	Don Mueang International Airport (IATA: DMK, ICAO: VTBD)			
Airport Location	21.6 km northeast of Bangkok			
Airport Coordinate	13 54.45N 100 36.24E			
Runways	A runway	03L/21R	37,000m (12,139ft)	
	B runway	03R/21L	35,000m (11,482ft)	
Passenger Terminal	Terminal 1,2		Domestic	
Airport Parking	94	Contact Gates : 36	Intl. 28	Dom 8
		Remote Gates : 58	-	

Don Mueang International Airport (Thailand)



		2006*	2007	2008
Aircraft Movements (Thousand)	Domestic	77	49	47
	International	135	2	2
	Total	212	51	48
Annual Passenger (Thousand)	Domestic	8,304	4,787	5,018
	International	23,166	18	25
	Total	31,470	4,805	5,043
Annual Cargo (Thousand)	Domestic	44	-	-
	International	893	-	-
	Total	937	-	-

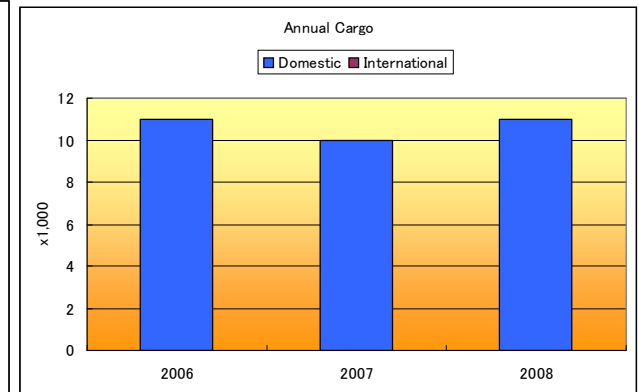
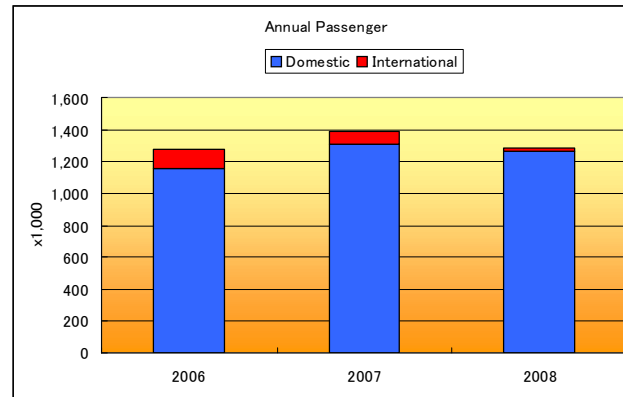
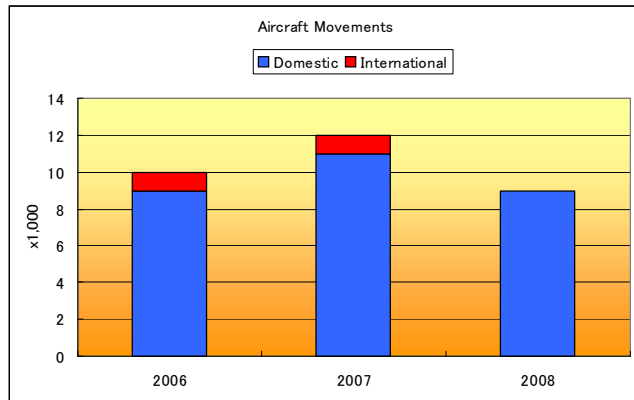
* Remark: After relocating all operations to Suvarnabhumi International Airport in September 2006, only domestic and charter flights operate to Don Mueang International Airport.

Hat Yai International Airport (Thailand)



Airport Name	Hat Yai International Airport (IATA: HDY , ICAO: VTSS)		
Airport Location	9km south west of city center		
Airport Coordinate	06 55.59N 100 23.34E		
Runways	A runway	08/26	3,050m (10,007ft)
Passenger Terminal Domestic and International	Maximum Passenger Capacity / hour Domestic ARR 260 / DEP 300 International ARR 660 / DEP 550		2 aerobridges
Airport Parking	7 (56,461 m ²)	Contact gates : 2	
		Remote : 5	
Service time	06:00 a.m.- 24: 00 p.m. (2300-0000 UTC)		
Accommodation Capacity	30 flights per hours		

Hat Yai International Airport (Thailand)



		2006	2007	2008
Aircraft Movements (Thousand)	Domestic	9	11	9
	International	1	1	-
	Total	11	12	9
Annual Passenger (Thousand)	Domestic	1,156	1,310	1,265
	International	122	80	20
	Total	1,278	1,390	1,285
Annual Cargo (Thousand)	Domestic	11	10	11
	International	-	-	-
	Total	11	10	11

U-tapao Pattaya International Airport (Thailand)



Airport Name	U-Tapao Pattaya International Airport (IATA: UTP, ICAO: VTBU)		
Airport Location	140km southeast of Bangkok		
Airport Coordinate	-		
Runways	A runway	18/36	3,505m (11,500ft)
Passenger Capacity	400 PAX		Area 2,610 m ²
Apron Area	432,300 m ²		

Royal Thai Navy Airfield

U-tapao Pattaya International Airport (Thailand)

		2006	2007	2008
Aircraft Movements	Domestic			
	International			
	Total			
Annual Passenger	Domestic			
	International			
	Total			
Annual Cargo	Domestic			
	International			
	Total			