

Slot Coordination New Zealand (New Zealand)



Head Coordinator	
Name	Bruce Cargill
Title	Senior Schedules Planning Analyst
Affiliation	Air New Zealand
Address	185 Fanshawe Street Auckland Private Bag 92007 Auckland 1142 New Zealand
TEL	64 9 336 2284
FAX	64 9 336 3675
E-mail	Bruce.Cargill@airnz.co.nz

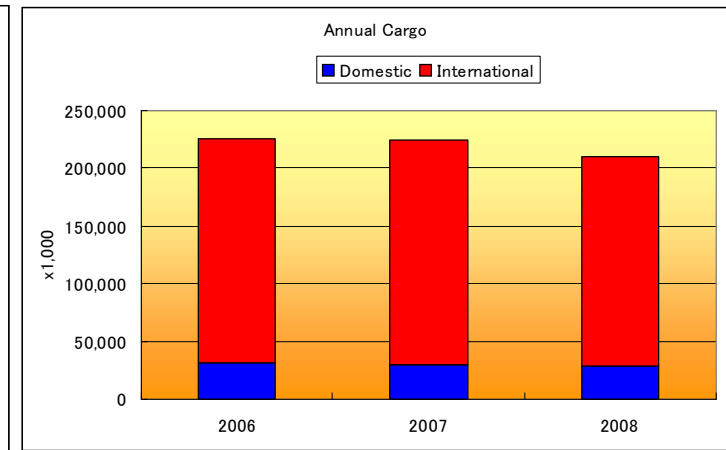
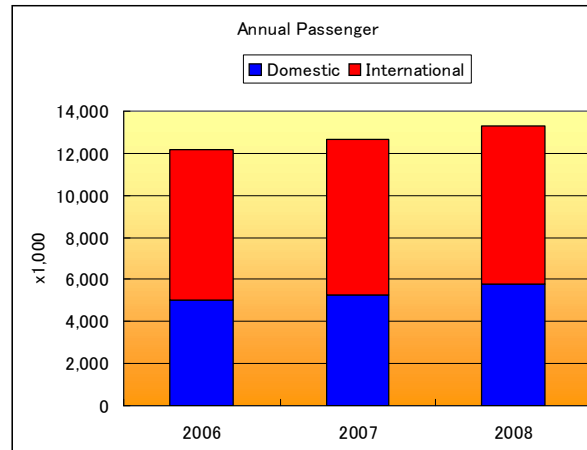
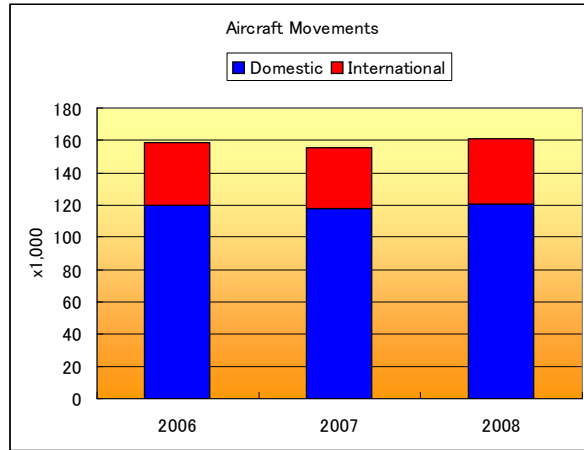
	Airport Name	Code	TTY	E-mail	Web Site
Level 3	Auckland	AKL	AKLSPNZ	bruce.cargill@airnz.co.nz	
	Christchurch	CHC	AKLSPNZ	bruce.cargill@airnz.co.nz	
	Wellington	WLG	AKLSPNZ	bruce.cargill@airnz.co.nz	

Auckland Airport (New Zealand)



Airport Name	Auckland Airport (IATA: AKL, ICAO: NZAA)		
Airport Location	21km south of city center		
Airport Coordinate	37 00.29S 174 47.30E		
Runways	A runway	05R/23L	3,635m (11,926ft)
	B runway		Now a taxiway
	C runway		1,950m (completion date TBC)
Passenger Terminal	International	10 x single aerobridges, plus an additional 2 x twin aerobridges	
	Domestic	6 single aerobridges	
Airport Parking	8,400 plus		

Auckland Airport (New Zealand)



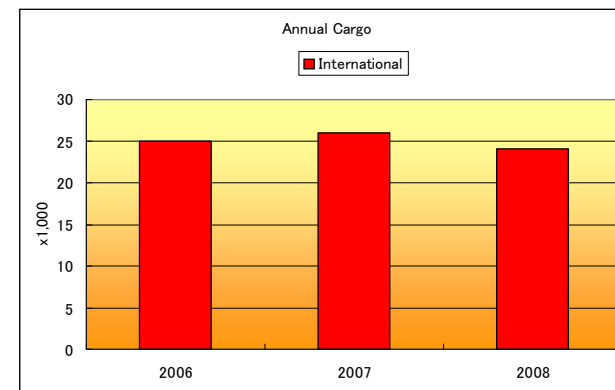
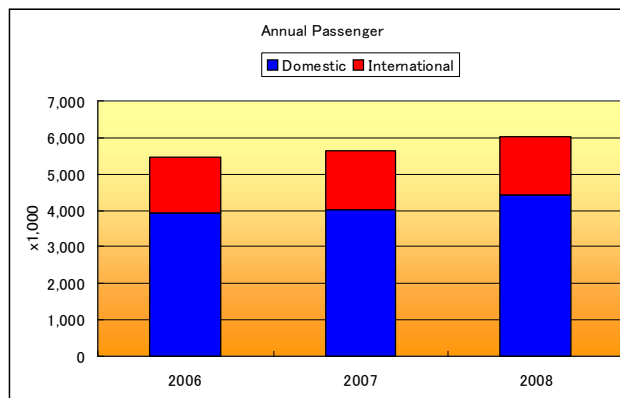
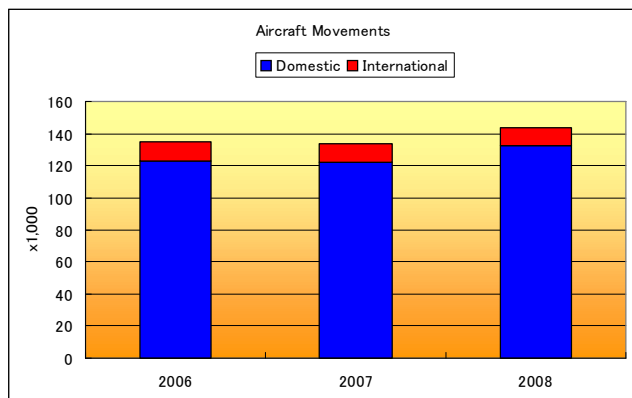
		2006	2007	2008
Aircraft Movements (Thousand)	Domestic	120	118	121
	International	39	38	40
	Total	159	156	161
Annual Passenger (Thousand)	Domestic	5,011	5,284	5,811
	International	7,153	7,367	7,480
	Total	12,164	12,651	13,291
Annual Cargo (Thousand)	Domestic	31,274	29,495	28,745
	International	194,358	195,279	180,667
	Total	225,632	224,774	209,412

Christchurch International Airport (New Zealand)



Airport Name	Christchurch International Airport (IATA: CHC, ICAO: NZCH)		
Airport Location	10km north west of cit center		
Airport Coordinate	43 29.22S 172 31.56E		
Runways	A runway	02/20	3,288m (10,785ft)
	B runway	11/29	1,741m (5,712ft)
	C runway	02/20	515m (1,690ft)
Passenger Terminal	International Terminal		
Airport Parking			

Christchurch International Airport (New Zealand)



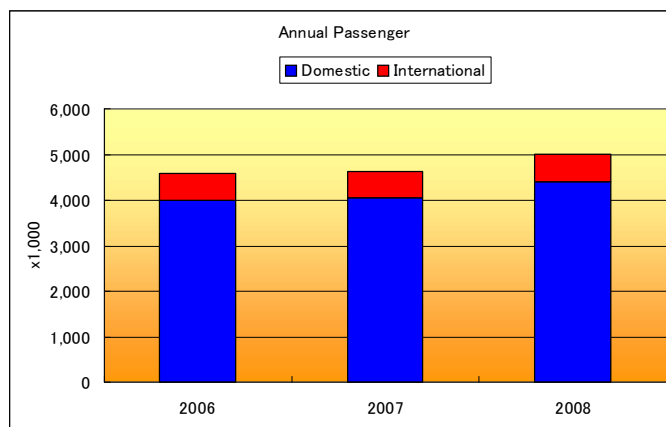
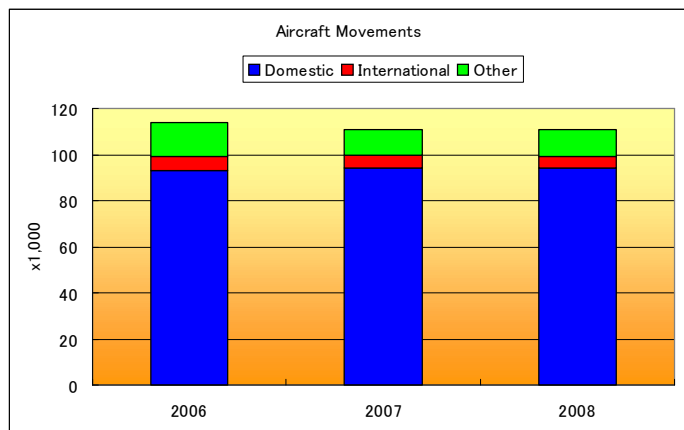
		2006	2007	2008
Aircraft Movements (Thousand)	Domestic (including light aircraft)	123	122	132
	International	12	12	12
	Total	135	134	144
Annual Passenger (Thousand)	Domestic	3,927	4,021	4,445
	International	1,529	1,614	1,593
	Total	5,456	5,635	6,038
Annual Cargo (Thousand)	Domestic	n/a	n/a	n/a
	International	25	26	24
	Total (Int. only)	25	26	24

Wellington Municipal Airport (New Zealand)



Airport Name	Wellington International Airport (IATA: WLG, ICAO: NZWN)		
Airport Location	6km south east of city center		
Airport Coordinate	41 19.38S 174 48.19E		
Runways	A runway	16/34	2,051m (6,729ft)
Passenger Terminal	North-West Pier		8 contact gates
	Central Terminal		3 turboprop stands
	South-West Pier		4 domestic jet stands and 4 turboprop stands
	South Pier		6 turboprop stands and 3 remote positions
Airport Parking	4 public car parks: Premium – 70 bays, Terminal -1140 bays Heart – 200 bays, Long Term – 535 bays		

Wellington Municipal Airport (New Zealand)



		2006	2007	2008
Aircraft Movements (Thousand)	Domestic	93	94	94
	International	6	6	5
	Other	15	11	12
	Total	114	111	111
Annual Passenger (Thousand)	Domestic	4,007	4,060	4,418
	International	565	575	603
	Total	4,572	4,635	5,021